

STAIR CORE 1

Level 4 - 5

- Install Stair Master level 4-5 1d 11/03/2020
- Reinforcement installation to landings / internal slabs 1d 12/03/2020
- Electrical installation 1d 12/03/2020
- Pour internal slabs / Stairs 1d 13/03/2020

Level 6 - 7

- Crack & Jump Core 1d 9/03/2020

Level 7 - 8

- Set boxes/Shutters 1d 12/03/2020
- Reinforcement Installation internal walls 2d 13/03/2020
- Set middle boxes 1d 18/03/2020
- Reinforcement installation external walls 2d 19/03/2020
- Close walls 2d 20/03/2020

STAIR CORE 2

Level 5-6

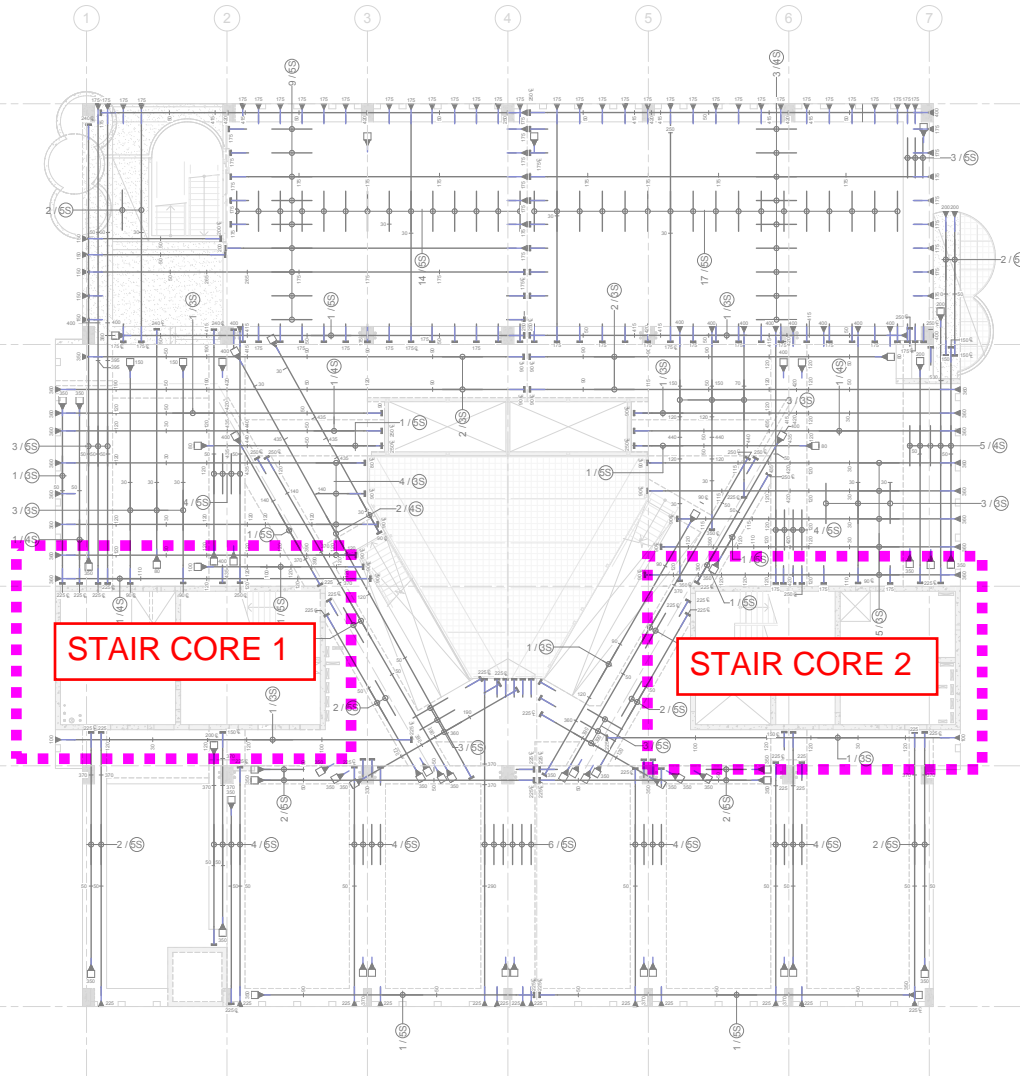
- Form landings / internal slabs level 5-6 1d 12/03/2020
- Install Stair Master level 5-6 1d 13/03/2020
- Reo delivery stair landing / internal slabs 1d 11/03/2020
- Reinforcement installation to landings / internal slabs 1d 17/03/2020
- Electrical installation 1d 17/03/2020
- Pour internal slabs / Stairs 1d 18/03/2020

Level 7 - 8

- Crack & Jump Core 1d 11/03/2020

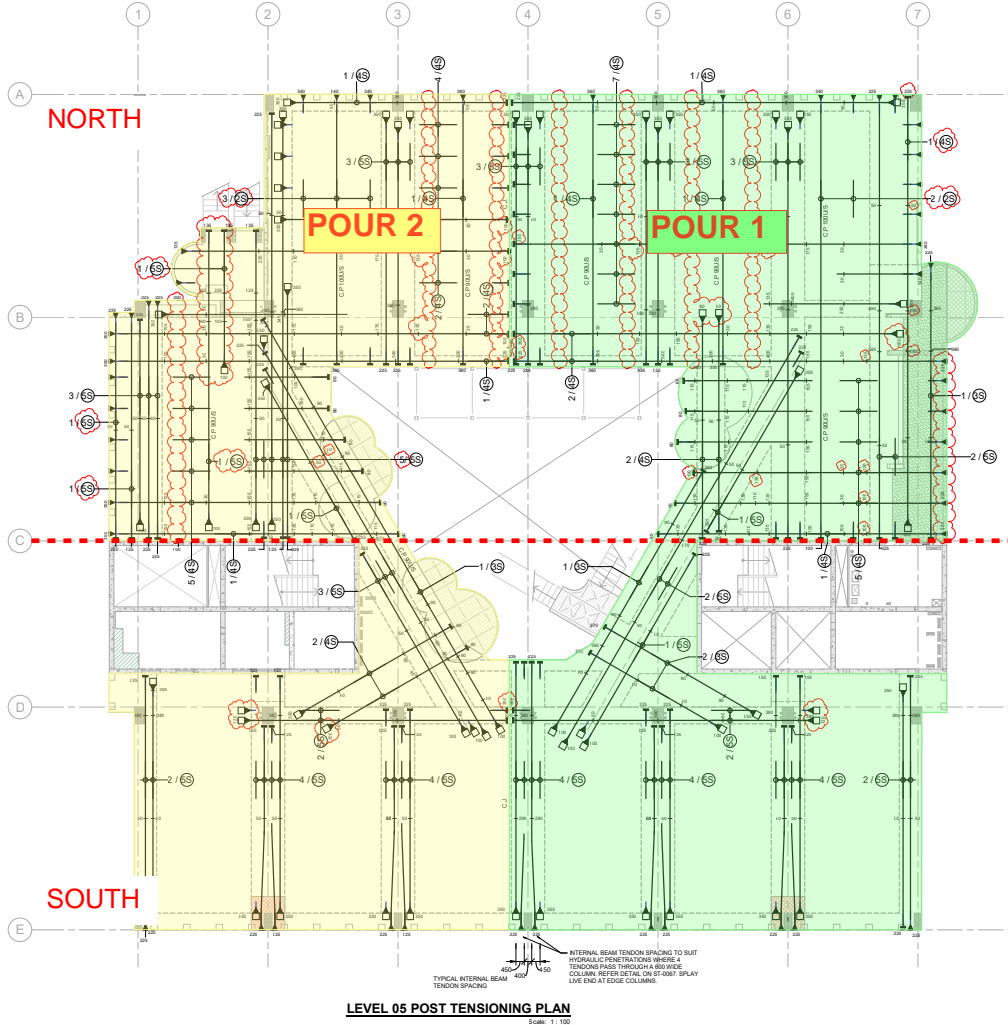
Level 8 - 9

- Set 2 middle boxes 4h 17/03/2020
- Reo Delivery STAIR CORE 2 (8-9) 1d 12/03/2020
- Reinforcement Installation internal walls 2d 18/03/2020
- Set 2nd two middle boxes 4h 20/03/2020
- Reinforcement to Wall 2.5 4h 20/03/2020



LEVEL 04 POST TENSIONING PLAN

Scale: 1:100



LEVEL 4

POUR 2 GRID 1

- Pour Columns Wall WE.321d11/03/2020 7:00 AM 11/03/2020 4:00 PM PCG

L04 Structural Steel Install Program Pour 1 & 2

- Scaffold top up to level 4 infill 1d 11/03/2020

LEVEL 5

POUR 1

- SCREENS - Install Safety on level 5, bring up needles & braces and install on screens 9 - 19 & install screen 19 1d 11/03/2020
- Post tensioning second stress & grouting 1d 11/03/2020
- Install Reinforcement to Columns C018, C019, C020, C021, C025, C026, C027, C028 1d 11/03/2020
- Form Columns C018, C019, C020, C021, C025, C026, C027, C028 1d 11/03/2020
- Pour Columns C018, C019, C020, C021, C025, C026, C027, C028 4h 11/03/2020
- Top up birdcage scaffold to level 6 and 1/2 1d 11/03/2020
- Install Reinforcement to Columns C012, C013 & C014 1d 11/03/2020
- Form Columns C012, C013 & C014 1d 11/03/2020
- Pour Columns C012, C013 & C014 4h 11/03/2020
- Install Reinforcement to Columns C004 - C007 & C011 1d 12/03/2020
- Form Columns C004 - C007 & C011 1d 12/03/2020
- Pour Columns C004 - C007 & C011 4h 12/03/2020

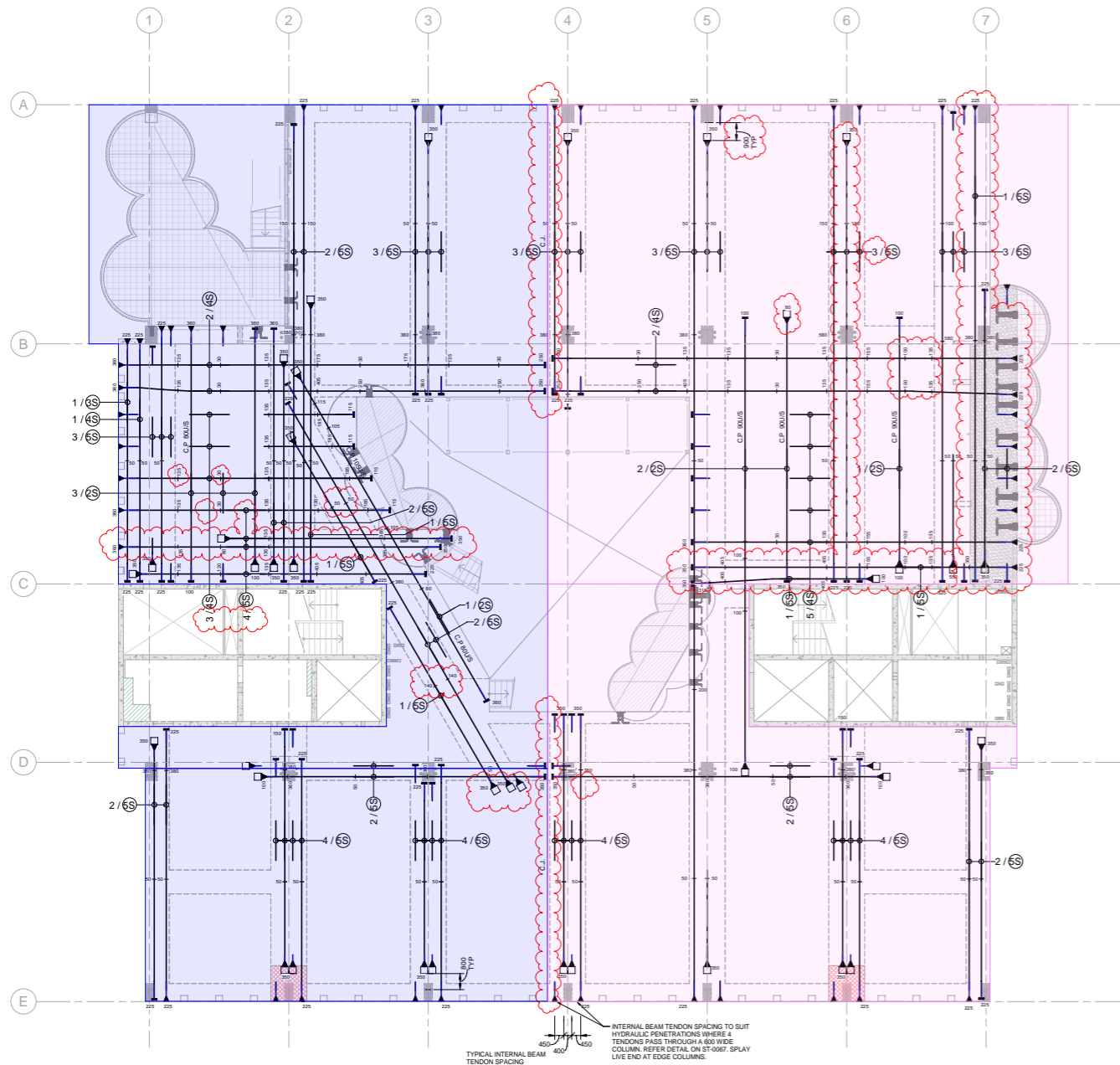
POUR 2

- Form Deck South & North 2d 4h 6/03/2020
- Survey 4h 12/03/2020
- Edge boards 1d 11/03/2020
- Install SS Cast in elements 1d 11/03/2020
- Hydraulic Set out & part Install 4h 12/03/2020
- Electrical Set out & part Install 4h 12/03/2020
- Install Beam Reinforcement South & North (SAT WORKS) 2d 11/03/2020
- Post Tensioning Beams South & North 1d 13/03/2020
- Reo Delivery Pour 2 Bottom Mat South & North 4h 11/03/2020
- Install Bottom Reinforcement South & North 1d 13/03/2020
- Post Tensioning Slab Installation South & North 1d 17/03/2020
- Install Hydraulic castins 1d 4h 17/03/2020
- Install Electrical conduit 1d 4h 17/03/2020
- Reo Delivery Top Mat South & North 4h 13/03/2020
- TOP REINFORCEMENT South & North 1d 4h 17/03/2020
- Install Floor Boxes 1d 18/03/2020
- Castin Items CPS 1d 18/03/2020
- FORMWORK TO SETDOWNS 4h 19/03/2020
- CLEAN DECK 4h 19/03/2020
- Level 5 Pour 2 1d 20/03/2020
- SCREENS - Top up safety 5-6 & bring up needles and braces screens 41 - 53 & 4 - 8 1d 20/03/2020
- Jump Screens 26, 24, 28 (FRIDAY & SATURDAY) 4h 20/03/2020
- Post tensioning first stress (SAT 1st Stress) 1d 20/03/2020
- Pre - load top up scaffold on to deck 4h 20/03/2020

LEVEL 6

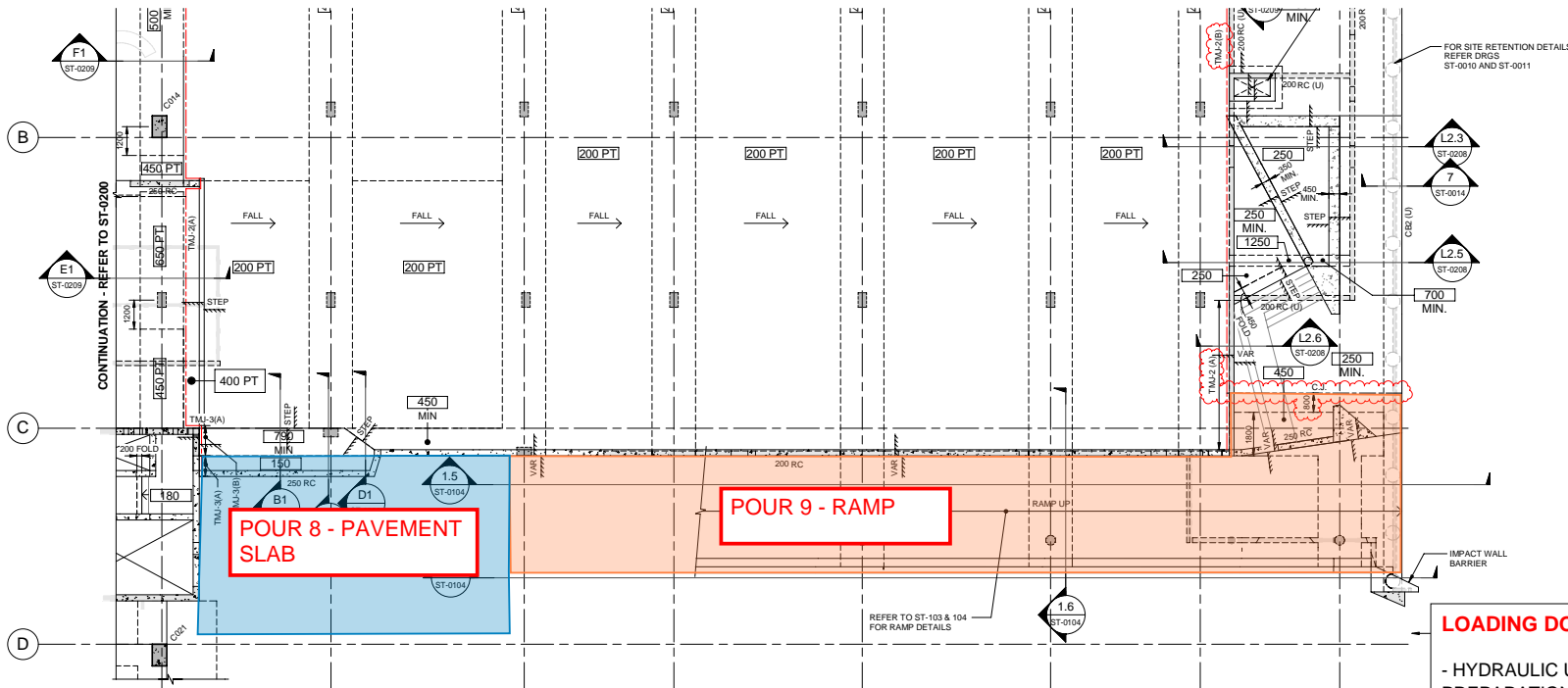
POUR 1

- Form Deck South 2d 4h 12/03/2020
- Hydraulic Set out & part Install 4h 17/03/2020
- Electrical Set out & part Install 4h 17/03/2020
- Survey 1d 17/03/2020
- Edge boards 1d 17/03/2020
- Install Structural Steel Cast in elements 1d 17/03/2020
- Reo delivery beams south 4h 17/03/2020
- Install beam reo south 1d 18/03/2020
- Post Tensioning to beams South 4h 19/03/2020
- Reo Delivery Bottom Reo 4h 18/03/2020
- Install Bottom Reinforcement South 1d 19/03/2020
- Post tensioning slabs South 1d 20/03/2020
- Form Deck North 2d 4h 17/03/2020
- Hydraulic Set out & part Install 4h 20/03/2020
- Electrical Set out & part Install 4h 20/03/2020
- Survey 1d 20/03/2020
- Edge boards 1d 19/03/2020
- Install SS Cast in elements 1d 19/03/2020
- Top up Birdcage Scaffold from LEVEL 4 2d 12/03/2020
- Close up screens around Stair Core 24h 20/03/2020
- Reo delivery beams North 4h 19/03/2020
- Install Beam Reinforcement North 1d 20/03/2020
- Reo Delivery Bottom Reo 4h 20/03/2020



LEVEL 06 POST TENSIONING PLAN

Scale: 1:100



PODIUM

- Drill & epoxy bars to impact pile 1d 11/03/2020
- Survey setout 1d 11/03/2020
- Reinforcement to topping slab 1d 11/03/2020
- Pour INFILL slab 1d 12/03/2020
- Reinforcement to impact wall 1d 13/03/2020

POUR 8: RAMP

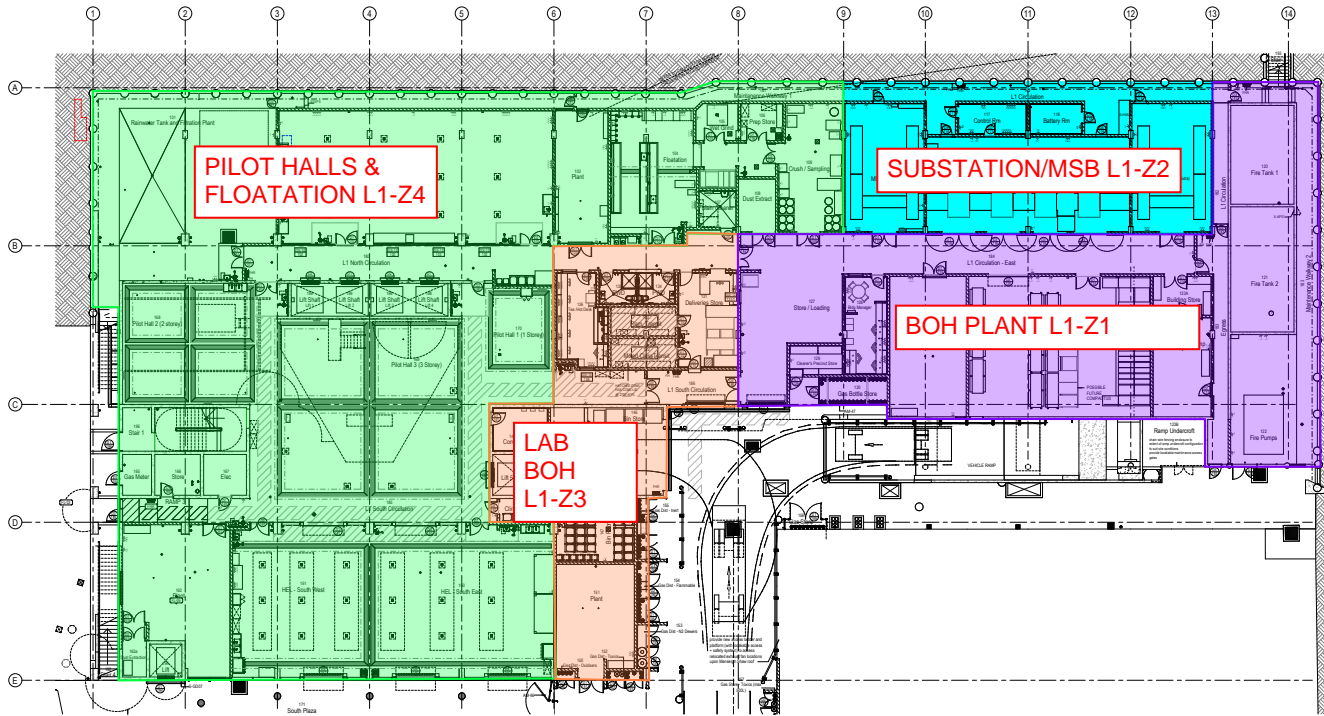
- EDGE BOARD TO KERB 2d 05/03/2020
- POUR KERB 1d 12/03/2020

RAMP UPSTAND WALL WE.21

- REINFORCEMENT INSTALLATION TO WALL 1d 12/03/2020
- COMPLETE FORMWORK TO WALL 2d 13/03/2020
- POUR UPSTAND WALL 1d 19/03/2020
- STRIP FORMWORK TO WALL 1d 20/03/2020

LOADING DOCK PAVEMENT

- HYDRAULIC UNDERGROUND SERVICE INSTALL AND SUBGRADE PREPARATION 2d 11/03/2020
- REINFORCEMENT MESH TO FOOTING 1d 13/03/2020
- POUR FOOTING 1d 13/03/2020
- BLINDER TO PAVEMENT SLAB 1d 17/03/2020
- SURVEY SETOUT 1d 18/03/2020
- EDGE BOARDS TO STRIP DRAINS AND SLAB 1d 18/03/2020
- REINFORCEMENT TO DRAINS 1d 18/03/2020
- POUR DRAIN BASE 1d 18/03/2020
- INSTALL DRAIN 1d 19/03/2020
- POUR DRAIN 1d 19/03/2020
- INSTALL REINFORCEMENT MESH TO SLAB 1d 18/03/2020
- POUR SLAB 1d 20/03/2020



BOH Plant Rooms (L1-Z3 [GR6-8/B-E])

- Install hanger studs for megasorb (GR 7-9/A-C)15d 24/02/2020

Lab Plant Rooms (L1-Z4 [Tower-North])

- Install sprinkler main & branches (HEL North GR3-6/A-B) (L1-Z4-AHU2)5d 2/03/2020
- Install Cu P/NP water (Rainwater tank room GR1-3/A-B) (L1-Z4)15d 2/03/2020
- Install hanger stubs to accommodate megasorb (L1 North Circulation 180 - GR3-6/B)13d 2/03/2020

Substation & MSB (L1-Z2)

- Install full height blockwork (L1-Z2-SUB) 15d 21/02/2020
- Fire & Smoke wall damper install (L1-Z2-SUB) 3d 18/03/2020
- Install fire door frames (L1-Z2-SUB) 5d 06/03/2020
- Install hangers (MECH & ELEC) 5d 20/03/2020
- Install lights (L1-Z2-SUB) 5d 11/03/2020

Plant Rooms (L1-Z1) (Fire Tanks/CHW Pump Room/Store/Plant125)

- Install Hyd fire hydrant line HANGERS-filler job 10d 4/03/2020
- Install Fire tank & pump supply/suction - Fire tank east corridor (GR14/A-C) 15d 11/03/2020
- Install sprinklers (Plant-125/CHW pump room/Store-124)(GR10-13/B-C) 8d 17/03/2020
- Drill and set full height blockwork (L1-Z2-SUB) 1d 18/03/2020
- Install LL CHW (Store-124)(Grids 10-12/C) (L1-Z1-BOH) Pending on Tower Crane/ramp access 5d 19/03/2020

Lab Plant Rooms (L1-Z4 [Tower-South])

- Install HL HYD Fire Main (Sth Circulation-185)10d 2/03/2020
- Install HL MECH Hot water (Sth Circulation-185)10d 2/03/2020
- Install HL PCHW-filler job(HEL Sth-161) (GR2-6/C-D)10d 19/03/2020